

## Summary of Patient Feedback for Dr Waqas Asghar

Cycle number: 05W-7038745-P001

Cycle completed: 11/08/2018



### Personal information

#### Q1. Questionnaire completed by



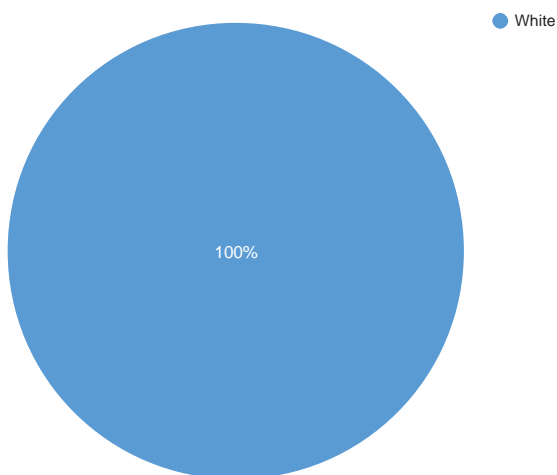
#### Q2. Patient Gender



#### Q3. Patient Age Group



#### Q4. Ethnicity



## About their visit

### Q5. Reason for patient visit

To ask for advice	3
Because of a one-off problem	13
For treatment (e.g. prescriptions)	9
Because of an ongoing problem	20
For a routine check-up	0
Other	1
Not Answered	0

### Q6. How important the patient believed their visit was

Not Very Important	0	Potentially Important	0	Important	2	Quite Important	2	Very Important	30
Not Answered									
0									

### Q7. How the patient rated your abilities

0 A score highlighted in green indicates how you rated yourself for each ability within your self-assessment.

	Poor	Less Than Satisfactory	Satisfactory	Good	Very Good	Does not apply	Not Answered
Being polite	0	0	0	1	33	0	0
Making them feel at ease	0	0	0	1	33	0	0
Listening to them	0	0	0	0	34	0	0
Assessing their condition	0	0	0	0	34	0	0
Explaining their condition & treatment	0	0	0	0	34	0	0
Decisions about treatment	0	0	0	2	29	3	0
Providing treatment	0	0	0	0	32	2	0

### Q8. How strongly the patient agreed or disagreed with the following statements

0 A score highlighted in green indicates how you rated yourself for each ability within your self-assessment.

	Strongly Disagree	Disagree	Neutral	Agree	Strongly Agree	Does not apply
Patient confidentiality	0	0	0	2	32	0
Doctor honest & trustworthy	0	0	0	1	33	0

### Q9. Are patients confident in your ability to provide care

Yes **34** No **0** Not Answered **0**

### Q10. Are patients happy to see you again

Yes **34** No **0** Not Answered **0**

### Q11. You are the patients' usual doctor

Yes **21** No **13** Not Answered **0**

### Q12. Comments

*"Very helpful always listens and then explains yours problems and treatment "*

*"An excellent doctor who shows compassion and listens to my concerns."*

*"Dr Asghar is one of the best drs Always has time and is always caring Totally recommend him "*

*"caring.very attentive ,likeable,patient,i can interrupt sometimes.manners impeccable.and a damn good doctor.pardon the spelling I use to have secretaries."*

*"Dr Asghar is a wonderful doctor. I felt very comfortable and very reassured by him. Although he works at my practice, he is not my regular GP but I will always try to get an appointment with him from now on.*

*"*

*"This This doctor is very nice. All the Doctors at this Surgery are excellent."*

*"He is so kind, caring and gives the time to listen to my concerns. "*

*"Always kind and caring"*

*"I came out of the consultation happy with the result, and would gladly go back to seek his advice again."*

*"I am happy to see this doctor any time he listened to me and did what he thought was best to get me on the mend"*

*"The doctor gave me plenty of time to discuss my problem, I did not feel rushe and the doctor was very empathetic to my needs. I could talk freely and came out feeling supported at the consultation and the doctor wanted to see me again to check how I was getting on and said don't hesitate to come back sooner if needed."*

*"The doctor was very accommodating as I also asked a question about my newborn son and he helped with this matter as well."*

*"Dr Asgar I can with out doubt confirm he is the best doctor I have ever seen. A perfect doctor who I owe my life too. "*

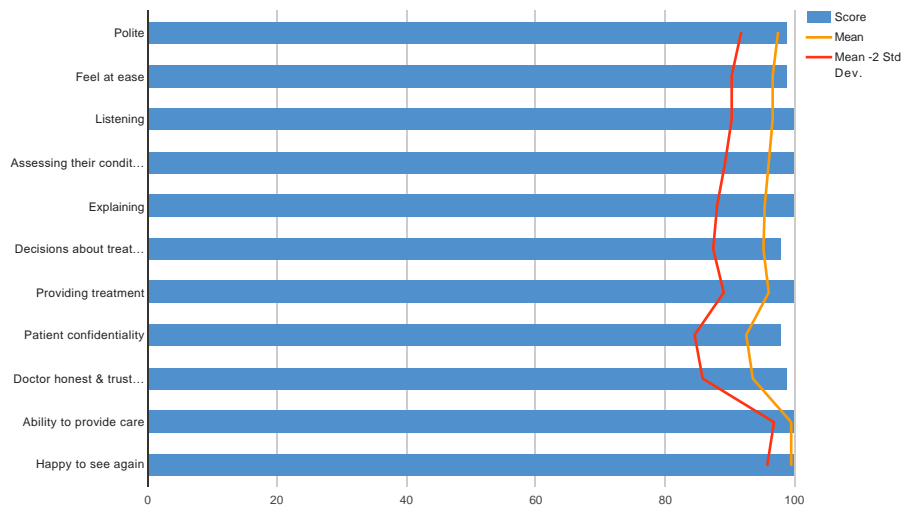
*"Always cheery and excellent bedside manner. Explains treatments well. Makes you feel confident in his treatment and consultation"*

# Results Against National Benchmark

This benchmark is a comparison of your scores against results collected nationally

This sample was taken on 17/06/2019 and is based on 34407 completed cycles.

Question	Score	Benchmark						
		Min	Lower Quartile	Mean	Median	Upper Quartile	Max	Standard Deviation
Being polite	99	56	96.6	97.4	98	99	100	2.8
Making them feel at ease	99	58	96	96.7	97	99	100	3.2
Listening to them	100	56	96	96.7	97	99	100	3.2
Assessing their condition	100	59	95	96.0	97	98	100	3.4
Explaining their condition & treatment	100	58	94	95.5	96	98	100	3.7
Decisions about treatment	98	49	94	95.2	96	98	100	3.9
Providing treatment	100	54	95	96.1	97	98	100	3.5
Patient confidentiality	98	13.6	90	92.5	93	95	100	4.0
Doctor honest & trustworthy	99	16.0	91	93.5	94	96	100	3.9
Are you confident about this doctor's ability to provide care	100	70	100	99.6	100	100	100	1.4
Are you completely happy to see this doctor again	100	70	100	99.4	100	100	100	1.8

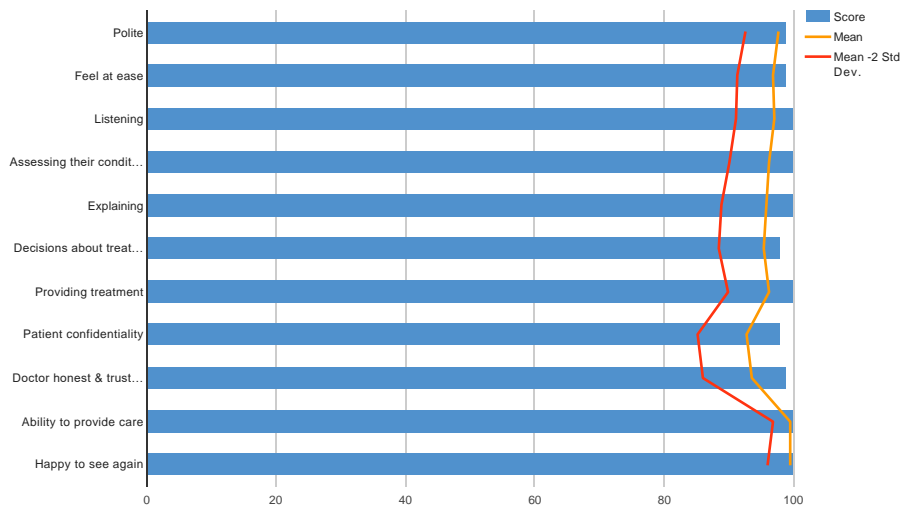


# Results Against Area Team Benchmark

This benchmark is a comparison of your scores against Appraisees within the area team - NHS ENGLAND MIDLANDS AND EAST (NORTH MIDLANDS)

This sample was taken on 17/06/2019 and is based on 1139 completed cycles.

Question	Score	Benchmark						
		Min	Lower Quartile	Mean	Median	Upper Quartile	Max	Standard Deviation
Being polite	99	82.7	97	97.6	98	99	100	2.6
Making them feel at ease	99	82	96	96.9	97.9	99	100	2.8
Listening to them	100	79	96	96.9	98	99	100	2.9
Assessing their condition	100	81	95	96.2	97	98	100	3.1
Explaining their condition & treatment	100	78	94	95.8	97	98	100	3.5
Decisions about treatment	98	73.6	94	95.5	96	98	100	3.5
Providing treatment	100	78	95	96.3	97	98.2	100	3.2
Patient confidentiality	98	78	91	92.7	93	95.2	100	3.8
Doctor honest & trustworthy	99	79	91	93.5	94	96	100	3.8
Are you confident about this doctor's ability to provide care	100	86	100	99.6	100	100	100	1.4
Are you completely happy to see this doctor again	100	79	100	99.4	100	100	100	1.7



# Results Against Organisation Benchmark

This benchmark is a comparison of your scores against Appraisees within the organisation - NHS STOKE ON TRENT CCG

This sample was taken on 17/06/2019 and is based on 105 completed cycles.

Question	Score	Benchmark						
		Min	Lower Quartile	Mean	Median	Upper Quartile	Max	Standard Deviation
Being polite	99	89	97	97.9	98	99.7	100	2.2
Making them feel at ease	99	89	96	97.3	98	99	100	2.4
Listening to them	100	90	96	97.3	98	99	100	2.2
Assessing their condition	100	88	96	96.9	97	98.8	100	2.4
Explaining their condition & treatment	100	80	95	96.3	97	98	100	2.8
Decisions about treatment	98	83	94	95.9	96	98	100	2.9
Providing treatment	100	88	96	96.8	97	98	100	2.4
Patient confidentiality	98	83	91	93	93	96	100	3.9
Doctor honest & trustworthy	99	84	91	93.6	94	96	100	3.7
Are you confident about this doctor's ability to provide care	100	92	100	99.7	100	100	100	1.1
Are you completely happy to see this doctor again	100	92	100	99.6	100	100	100	1.4

